

- Click on **Sign Up Free** /Haga clic en **Sign Up Free**

MySchoolBucks - Sign Up

myschoolbucks.com/ver2/register/getsignup

English Help Guest

Sign Up

Search for your district by state or province

Virginia

Alexandria City Public Schools

John

Bird

Mobile Phone Number

Enter your mobile phone number and check the Allow MySchoolBucks to send me text alerts at my request box to receive important account information (e.g. password reset) via text message.

(703) 999-9999

Allow MySchoolBucks to send me text alerts at my request.*

*Message and data rates may apply. Text **HELP** to 58864 for help. Text **STOP** to 58864 to cancel.
[Terms of Service](#) | [Privacy Policy](#)

- Select State: **Virginia** /Seleccione un estado: **Virginia**
- District: **Alexandria City Public Schools**/ Distrito: **Alexandria City Public Schools**
- First Name: **Guardian first name**/ Primer Nombre: **Nombre del Guardián**
- Last Name: **Guardian Last name**/ Apellido: **Apellido del Guardián**
- Mobile Phone Number: Guardian mobile number/ Número de teléfono móvil: **número de teléfono móvil del Guardián**

MySchoolBucks - Sign Up

myschoolbucks.com/ver2/register/getsignup

Apps MIUNIS Log In

MY SCHOOL BUCKS

English Help Guest

Email Address

Re-type Email Address

NOTE: Your email address will be your username

Password Show

Re-type Password

*We suggest you do not include any personal information or common phrases

Security Question #1

In what city did you attend high school?

Answer #1

Security Question #2

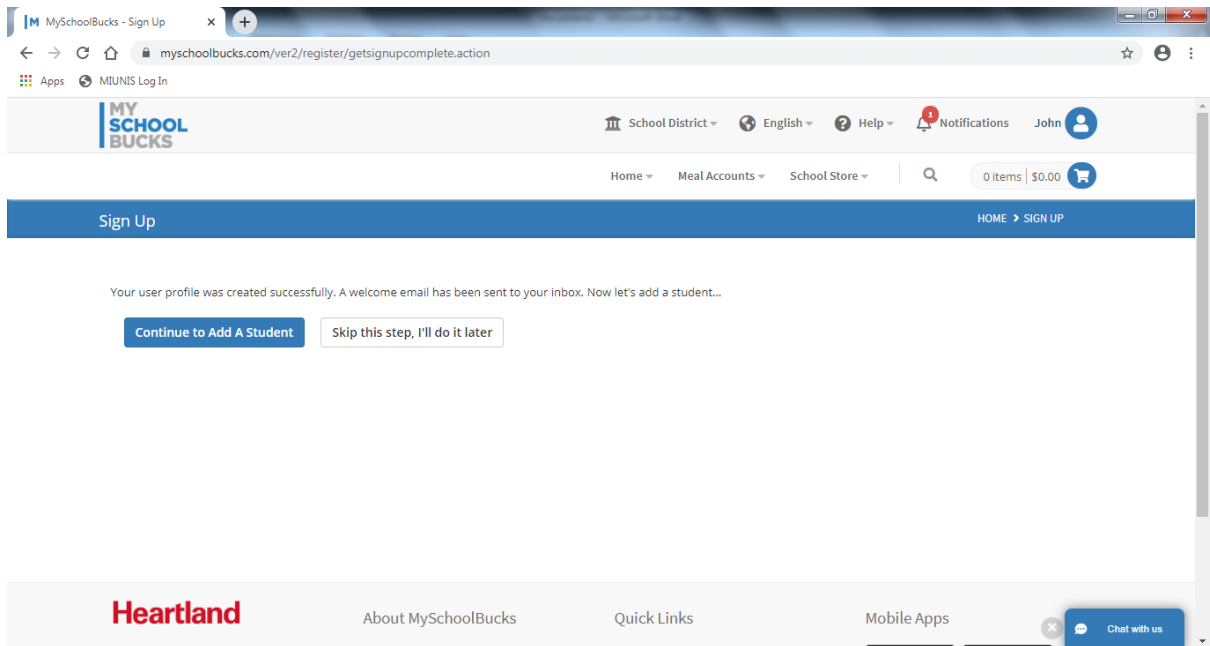
What are the last 4 digits of your social security number?

Answer #2

I would like to receive feature updates, news and promotional emails from MySchoolBucks

Create Account

- Email: **Guardian Email address/** Correo electrónico: **Correo electrónico del Guardián**
- Password: **Create a password/** Contraseña: **Hacer una contraseña**
- Security Questions: **Create security questions/** Preguntas de seguridad: **crear preguntas de seguridad**
- Place a check mark if you would like to receive feature updates, news and promotional emails from MySchoolBucks/ Coloque una marca de verificación si desea recibir actualizaciones de funciones, noticias y correos electrónicos promocionales de MySchoolBucks
- Click on **create account/** Haga clic en **crear cuenta**



- Click on **Add A Student**/ Haga clic **agregar un estudiante**

MySchoolBucks - Add Student

myschoolbucks.com/ver2/household/getfindstudent.action?selectedSchool=

MIUNIS Log In

School District English Help Notifications John

Add Student

To add a student to your account please enter their name and identifying information.

Alexandria City Public Schools

- Select School -

Note: If your child attends school in a different school district please use the district selector at the top of the page to switch.

First Name

Last Name

One of the following is required to validate your student

Birthdate (mm/dd/yyyy)

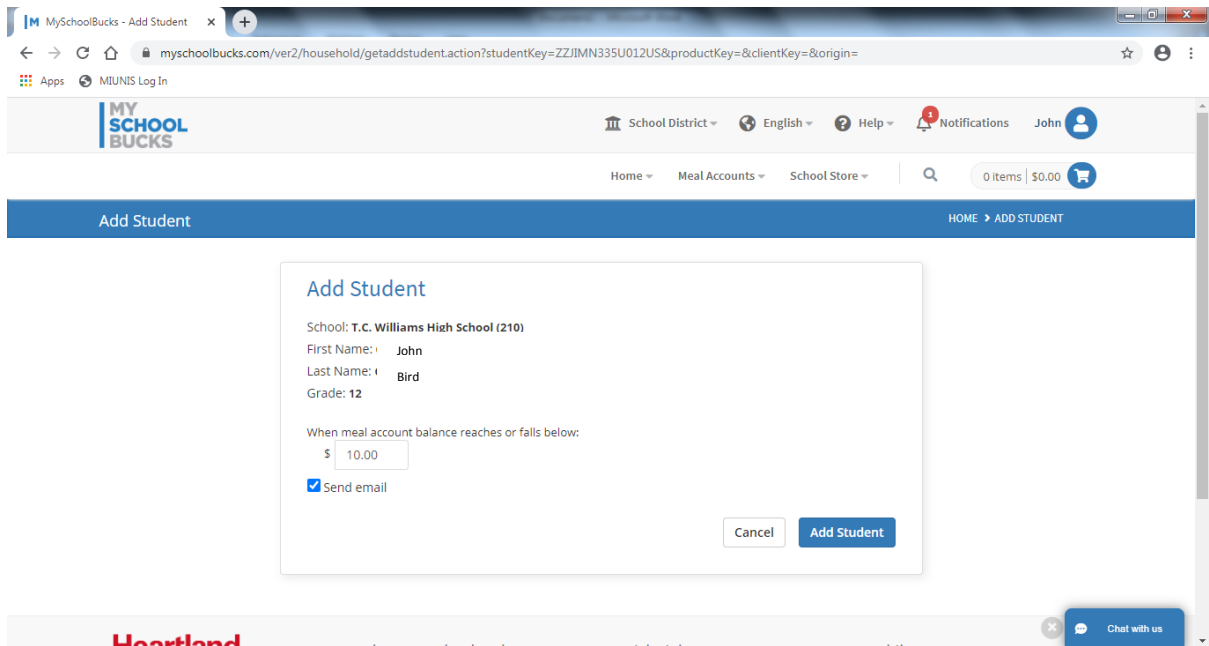
- or -

Student #

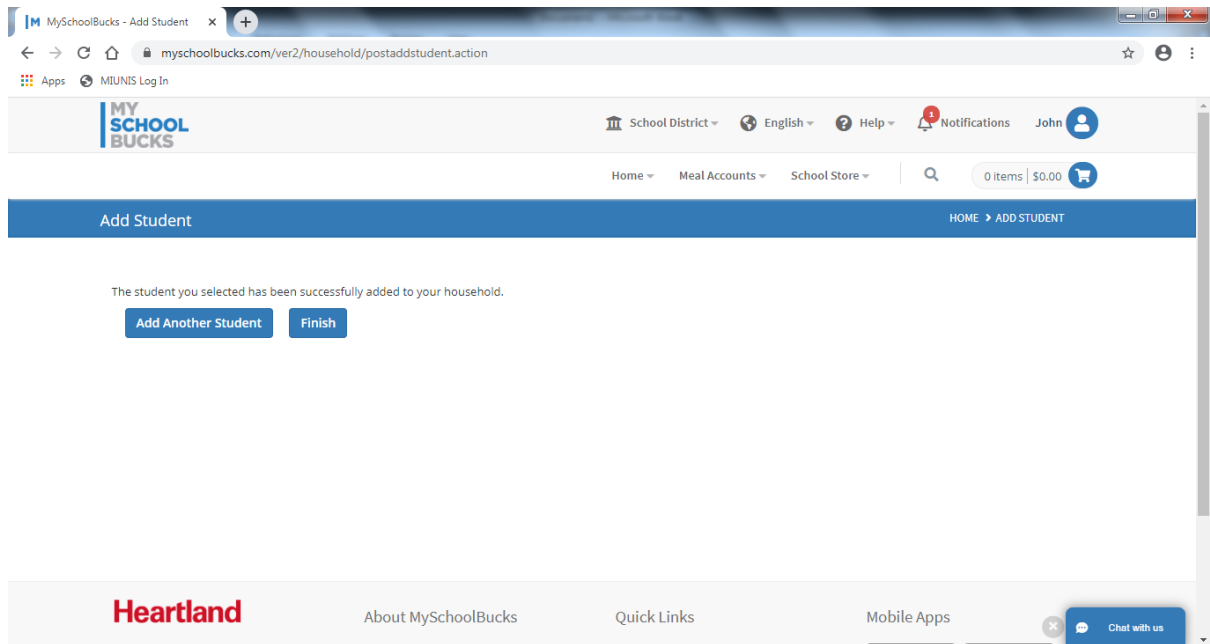
Don't have your child's student ID?

Cancel Find Student Chat with us

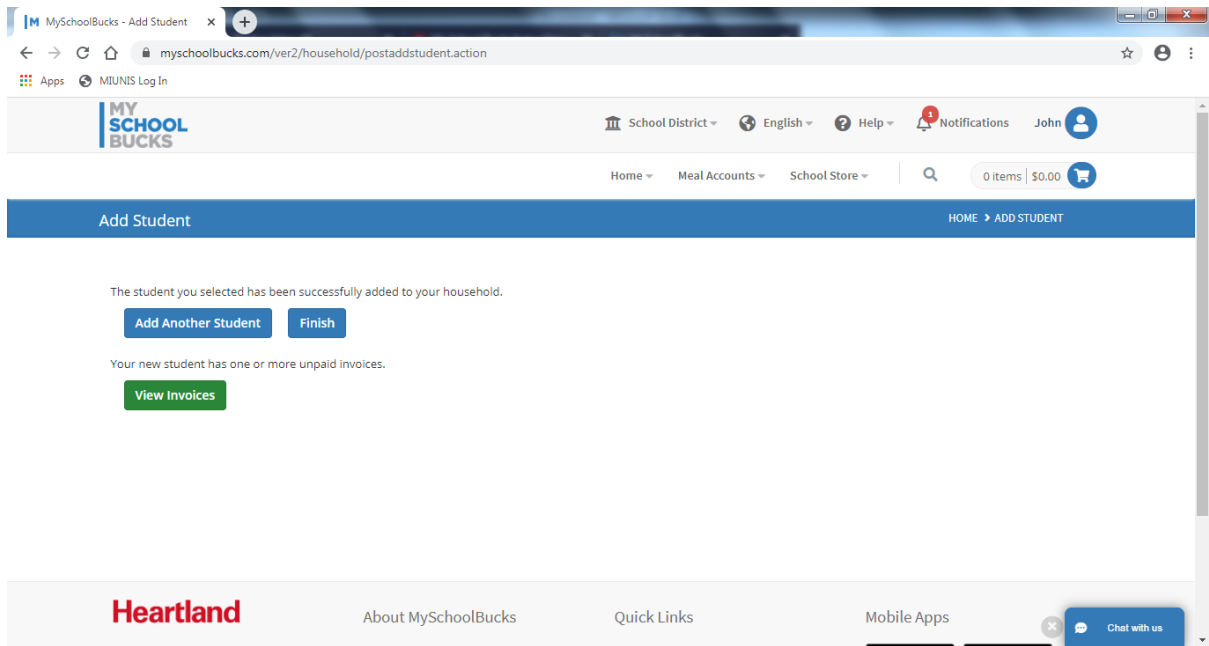
- Select the School your student attends (do this for step if you have multiple ACPS students)/
Seleccione la escuela a la que asiste su estudiante (haga este paso si tiene varios estudiantes en ACPS)
- First Name: **Student first name**/ Primer nombre: **Primer nombre del estudiante**
- Last Name: **Student last name**/ Apellido: **Apellido del estudiante**
- You may enter your student date of birth to search. If the system does not find your student enter their Student ID Number if you know it. If you do not know your student ID Number you may reach Ms. Reyes for King Street Campus at lorena.reyes@acps.k12.va.us or Rosita Galvez at Rosita.galvez@acps.k12.va.us for Minnie Howard Campus/ Puede ingresar la fecha de nacimiento de su estudiante para buscar. Si el sistema no encuentra a su estudiante, ingrese el número de identificación de estudiante si lo sabe. Si no sabe el número de identificación del estudiante, puede comunicarse con la Srta. Reyes para el campus de King Street en lorena.reyes@acps.k12.va.us o Rosita Galvez en Rosita.galvez@acps.k12.va.us para el campus de Minnie Howard
- Click **Find Student**/ Haga clic en **Buscar estudiante**



- Your student should appear on your screen -> Click **Add Student**/Su estudiante debe aparecer en la pantalla -> Haga clic en **Agregar estudiante**



- Click **Finish**/ Haga clic **en Finalizar**
- If your student has outstanding deficiencies the next screen will appear/Si su estudiante tiene deficiencias pendientes, aparecerá la siguiente pantalla



- Click View Invoices/ Haga clic en **Ver facturas**

Invoice #: 50753

[Payment Options](#) [Add To Basket](#)

Date Added	Fee Name	Description	Student Name	Amount
06/05/2020	P.E. Fee	P.E. Activity Fee/T. Moore 'Activity'	Bird, John	\$5.00

(No payments found)

Invoice Amount: \$5.00
 Total Payments: \$0.00
 Remaining Amount: \$5.00

[Cancel](#) [View Cart / Checkout](#)

Heartland
 A Global Payments Company
 © 2020 Heartland Payment Systems, LLC.

About MySchoolBucks
[Our Story](#)
[Contact Us](#)
[Help](#)

Quick Links
[Home](#)
[My User Profile](#)
[My Students](#)

Mobile Apps
[Download on the App Store](#)
[GET IT ON Google Play](#)

Get Social
[Chat with us](#)

- Note: If there are multiple deficiencies you must click **Add To Basket** for every single invoice you would like to pay. If you believe there is a discrepancy or if the charge should be disputed, please contact your student academy principal. To view partial payment or recurring payment options (if available), select "PAYMENT OPTIONS" for the item listed/
 Nota: Si hay varias deficiencias, debe hacer clic en **Agregar a la cesta** para cada factura que desee pagar. Si cree que hay algún error o si el cargo debe ser disputado, comuníquese con el director de la academia de su estudiante. Para ver el pago parcial o las opciones de pago recurrente (si están disponibles), seleccione "OPCIONES DE PAGO" para el artículo listado
- Once you've selected the deficiency you wish to pay click on **View Cart/Checkout**/ Una vez que haya seleccionado la deficiencia que desea pagar, haga clic en **Ver carrito/Pagar**

The screenshot shows the MySchoolBucks website interface. The browser address bar displays "myschoolbucks.com/ver2/stores/orders/getordersetup". The page header includes the MySchoolBucks logo, navigation links for "School District", "English", "Help", "Notifications", and a user profile for "John".

The main content area contains a billing setup form with the following fields:

- Card #
- Address Line 1
- Address Line 2 (Optional)
- City
- Select State/Province
- ZIP Code
- Month: January
- Year: 2021
- Name on Card

Below the form is a checkbox labeled "Make this my primary billing account".

To the right of the form is a summary table:

Subtotal	\$5.00
Sales Tax	\$0.00
Program Fee	\$0.20
Total	\$5.20

At the bottom right, there is a "Continue" button and a "Chat with us" button.

- Enter all required fields and hit **Continue**/ Ingrese todos los datos y presione **Continuar**
- Note: The program fee is the processing fee/ Nota: La tarifa del programa es la tarifa de procesamiento